



# VANDAL RESISTANT WASH BASIN

PRODUCT CODE

**HBVR** Basin only

## HOW TO SPECIFY: Vandal Resistant Wash Basin

Sample Specification Code

**A**    **B**  
**HBVR - TW-9101**

= Vandal Resistant Wash Basin with Eco Timed Flow Pillar Tap

Specification Key

A = Product Code

B = Tapware - if required  
 (see below for suggested tapware options)

## Suggested Tapware Options:

(see Tapware Section: 11 for complete range of options)



**TW-9201**  
Deluxe Timed Flow Pillar Tap



**TW-9101**  
Eco Timed Flow Pillar Tap



**TW-9110**  
Euro Basin Mounted Sensor Tap



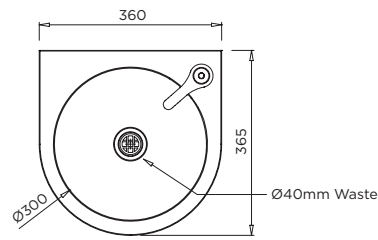
**TW-9103**  
Timed Flow Lever Pillar Tap



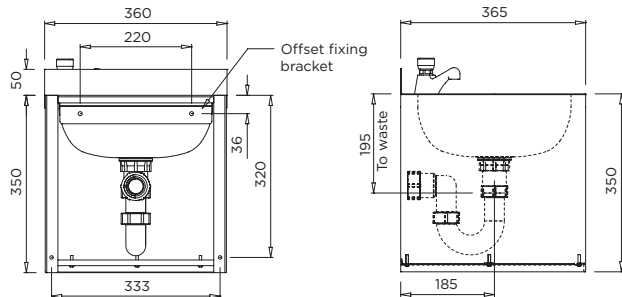
**TW-SEC-01**  
Security Tap Set (Cold Only)



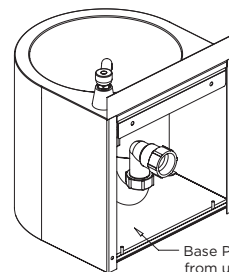
**TW-MIX-01**  
Basin Mounted Flick Mixer



MODEL HBVR Plan



MODEL HBVR Rear and Side Elevation



Trap not supplied

Base Panel screw-fixed from underneath with M4 Button Head Allen Screw

MODEL HBVR Isometric View (Rear)

When specifying this product please include:

- Product Name and Code
- Product Dimensions
- Tapware details (if required)

specifying guide

options

- Tap holes
- Tapware - see Tapware Section: 11
- Splashback Panel - Up to 500mm High
- Shroud to floor - see : p 6.03

VISIT [BRITEX.COM.AU](http://BRITEX.COM.AU) TO DOWNLOAD BIM FILES, CAD DRAWINGS AND THE MOST CURRENT PRODUCT LITERATURE.

Last Revised June 2017



Due to ongoing research and our commitment to product development, details are subject to change without notice. Details accurate at time of print. Please refer to [britex.com.au](http://britex.com.au) for the most current product information. Allow +/- 5mm tolerance for dimensions and setouts shown in product literature.

[britex.com.au](http://britex.com.au) | [info@britex.com.au](mailto:info@britex.com.au) | A.B.N 83 004 309 737

