

Wall Mounted Timed Flow Taps

Wall mounted timed flow taps offered by BRITEX have been methodically selected to complement specific stainless steel troughs within the Britex range. The wall mounted timed flow taps we supply are sourced from some of Australia's most respected suppliers of commercial tapware. Wall mounted timed flow taps are supplied with either push button or lever activation, are WaterMark certified and provide industry-leading water saving benefits. Manufactured from DR brass and heavy duty in construction, these taps can withstand high degrees of wear and tear and are ideal for installing in schools, child care centres, early learning facilities and public amenities. We are proud to offer these premium quality taps in conjunction with our own first class fixtures.

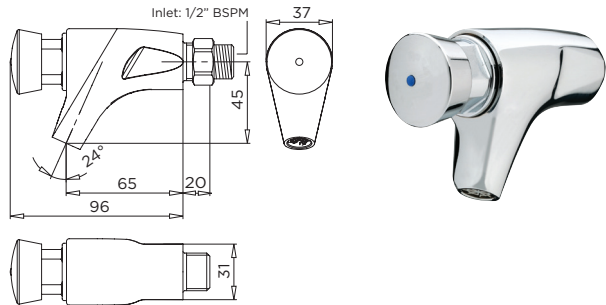


WELS REG # T28479



TW-9104 (Cold) TW-9105 (Warm) Front Activated Timed Flow Bib Tap

A particularly reliable performer in schools and public wash areas when installed on ablation troughs. A short profile design and front push activation provides extra resilience

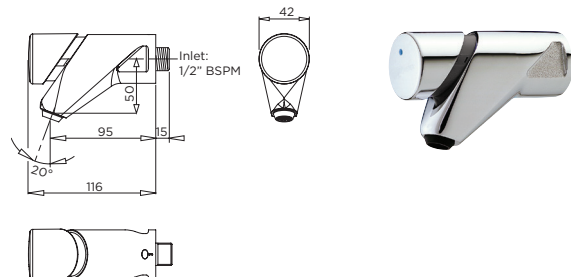


WELS REG # T08547



TW-9203 Deluxe Timed Flow Bib Tap

Particularly suited to stylish washrooms where hygiene and reliable performance are a must. A short profile design and front push activation provides extra resilience.

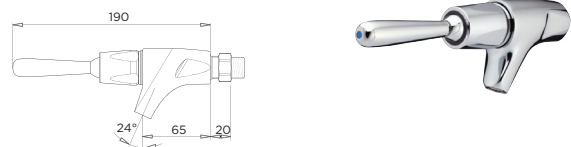


WELS REG # T28488



TW-9106 Front Lever Timed Flow Bib Tap

Provides particularly easy tap activation on wall mounted troughs in schools and childcare facilities.

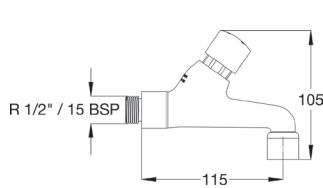


WELS REG # T09347



TW-0007 Top Activated Timed Flow Bib Tap

An easy to activate tap with vandal resistant aerator, commonly installed on wash troughs in schools and public amenities

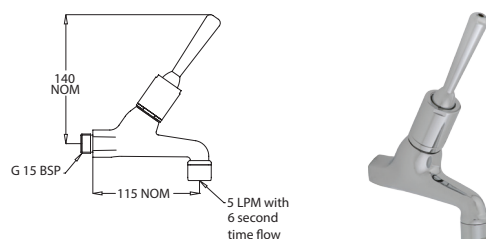


WELS REG # T36651



TW-0048 Top Lever Timed Flow Bib Tap

Provides particularly easy tap activation on wall mounted troughs in schools and childcare facilities.



VISIT BRITEX.COM.AU TO DOWNLOAD BIM FILES, CAD DRAWINGS AND THE MOST CURRENT PRODUCT LITERATURE.

Last Revised 2019