

SCU



Scan QR code
to view our
installation notes



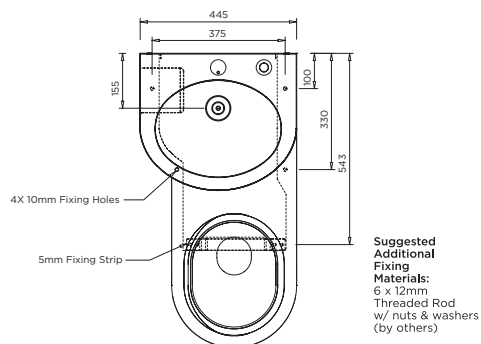
Product Info:

- Prison-grade vandal resistance
- Available with Grandeur or Centurion pan
- Optional pan angle – 90° or 35°
- Fully welded, contraband-proof construction
- Optional security tapware (see pg 350 for options)
- Optional integrated toilet roll holder

To order this item please advise:

- SCUG90= Grandeur Pan on 90° angle
- SCUG35= Grandeur Pan on 35° angle
- SCUC90= Centurion Pan on 90° angle
- SCUG35= Centurion Pan on 35° angle

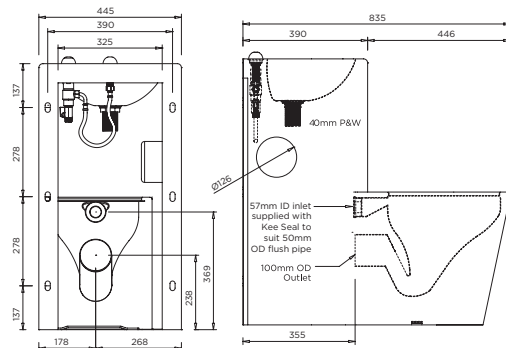
NB: Toilet roll holder, tapware, access panels and seat not fitted as standard. If required, please advise



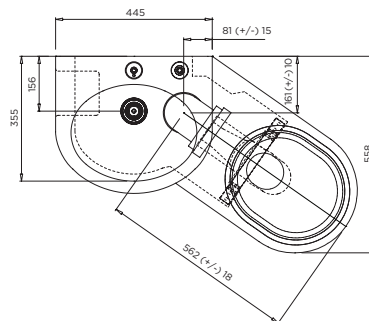
SCU90: 90° Model

INSTALLATION NOTES

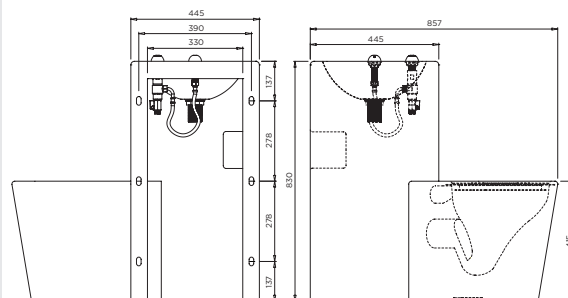
- 1) All connections and fixings are to be made from rear access (standard) unless an access panel is requested/specified for front access. 2) Unit is anchored to floor with a fixing strap (supplied) and via 4 integrated fixing holes (10mm dia) in the base of the unit (floor anchors not supplied). 3) The Unit is fixed to the rear wall via 6 integrated holes in the vertical uprights of the unit body. 4) Suggested additional fixings required for rear mounting are 6pcs of 12mm dia. threaded rod with nuts and washers. 5) Unit should be sealed around entire perimeter after installation is completed.



SCU90: 90° Model



SCU35: 35° Model



SCU35: 35° Model