





Scan QR code
to view online

*Image shows Model HBOBL-533-1-W
Oblique Basin with one tap hole and
white powder coat finish*



*Image shows Model HBOBL-457-SS
Oblique Basin in stainless finish*



*Image shows Model HBOBL-457-B
Oblique Basin in black powder coat finish*

features and benefits

- Ultra modern, sleek profile
- Various standard designs
- Hand made, seamless construction
- Easy to clean and maintain
- Optional black or white powder coated finish
- Satin stainless finish
- 40mm waste outlet with square top
- Bench mounted
- Models to suit wall and bench mounted tapware
- Perfect for clubs, bars and hotels

about

The *BRITEX Oblique Wash Basin* is a fully hand made, ultra modern counter top wash basin, manufactured from heavy gauge commercial grade 304 stainless steel. Supplied complete with a square-topped waste outlet, the Oblique basin can be manufactured in a range of different sizes suited to various specific project applications with an integral rear hob for mixer taps, or without a hob to suit wall tap sets. Basins are supplied standard in a satin stainless steel finish but can also be supplied with an optional white or black powder coating. Oblique basins are seamless, easy to clean and ideally suited to stylish public access washrooms in hotels, night clubs and restaurants.

sample spec. text

*BRITEX Stainless Steel Oblique Wash Basin - XXXL x XXXW x 70D. Supplied in **satin stainless/black/white** finish, complete with square pop up waste outlet - Product Code HBOBL-XXX-X-X*

*RED TEXT may denote a **variable** where one option only is to be selected, a **nominal dimension** that needs to be specified, or an **optional feature** that can be removed if not required. Please refer to the back of this page for additional specification details and options.

VISIT BRITEX.COM.AU TO DOWNLOAD BIM FILES, CAD DRAWINGS AND THE MOST CURRENT PRODUCT LITERATURE.

OBLIQUE BASIN

PRODUCT CODE

HBOBL

HOW TO SPECIFY: Oblique Basin

Sample Specification Code

A B C D
HBOBL - 533 - 1 - S

= Oblique Basin, 533mm front to back with a taphole, Stainless Steel Finish

Specification Key

A = Product Code

B = Basin Length (mm)

457 : no tap landing

533 : with tap landing

(please note that 457mm wide basins will omit option C)

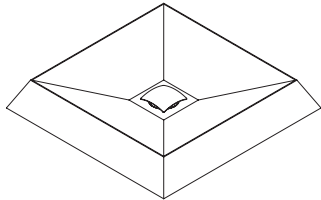
C = No. of Tap Holes

D = Finish

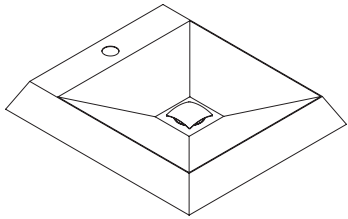
SS : Satin Stainless

W : White Finish

B : Black Finish



MODEL HBOBL-457 Isometric View



MODEL HBOBL-533 Isometric View

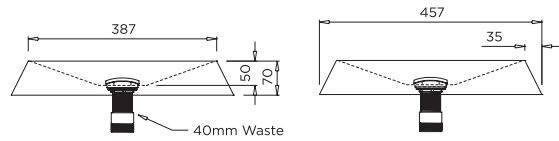
specifying
guide

When specifying this product please include:

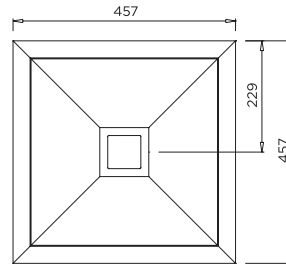
- Product **Name** and **Code**
- Product **Dimensions**
- **Finish** Type - (stainless/black/white)
- **No. of Tap holes** (if required)
- **Tapware** details (if required)

options

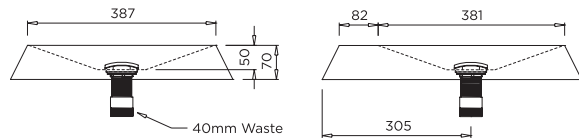
- Semi Recessed Models
- Custom sizes - Consult Britex
- Tapware - see Tapware Section: 11
- Tap holes to suit specified tapware
- Round pop up waste
- Satin stainless, black or white powder coat finish



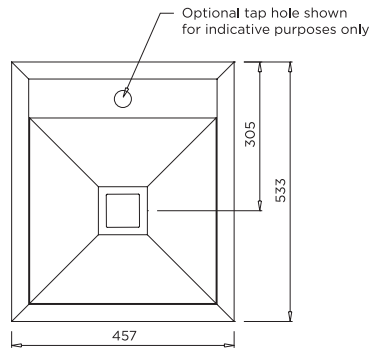
MODEL HBOBL-457 Front and Side Elevation



MODEL HBOBL-457 Plan



MODEL HBOBL-533 Front and Side Elevation



MODEL HBOBL-533 Plan

VISIT BRITEX.COM.AU TO DOWNLOAD BIM FILES, CAD DRAWINGS AND THE MOST CURRENT PRODUCT LITERATURE.

Last Revised June 2017