

MULTI VANITY INSET HAND BASIN

6.16

HAND BASINS

#HBMV / MULTI VANITY INSET HAND BASIN



Image shows Model HBMV-1800-3-TW-9201

1800 mm Multi Vanity Inset Hand Basin with 3 Bowls and Deluxe Timed Flow Pillar Taps

features and benefits

- Supplied in custom lengths
- Incorporates multiple hand basins
- Satin finish top polished bowls
- Fully welded, seamless construction
- Grade 304 S.S.
- Integral rear splashback
- 40mm waste & wall brackets supplied
- Choice of tapware
- Alternative bowl styles available
- Suitable for mounting on joinery
- Ideal for public amenities, schools and clubs

about

The *BRITEX Multi Vanity Basin* is manufactured from 1.2mm grade 304 stainless steel in custom sizes made to order. Ideally suited to bathrooms where several patrons may require use of a basin at once such as schools, public amenities, night clubs and pavilions, basins include a set down area for soap and mounting taps. Supplied complete with 40mm waste outlets, and heavy duty wall brackets. Optional timed flow pillar taps, sensor or security tapware for maximum vandal resistance.

sample spec. text

BRITEX S.S Multi Vanity Inset Hand Basin - XXXXL x 600W O/A. with X No. integral wash basins (500L x 400W x 130D), 100mm boxed splashback to rear, 50mm front fascia, wall mounting brackets and XXXX tapware - Product Code HBMV-XXXX-X-TW-XXXX

NB Please refer to reverse page for tapware and basin options

*RED TEXT may denote a **variable** where one option only is to be selected, a **nominal dimension** that needs to be specified, or an **optional feature** that can be removed if not required. Please refer to the back of this page for additional specification details and options.

VISIT BRITEX.COM.AU TO DOWNLOAD BIM FILES, CAD DRAWINGS AND THE MOST CURRENT PRODUCT LITERATURE.



MELBOURNE
Britex Place, Mirra Crt
Bundoora VIC 3083
t (03) 9466 9000
f (03) 9466 9044

SYDNEY
16 Northumberland Drv
Taren Point NSW 2229
t (02) 9531 2100
f (02) 9531 2800

PERTH
Unit 1/8 Principal Link
Malaga WA 6090
t (08) 9249 5464
f (08) 9248 6893

BRISBANE
19 Manilla St
East Brisbane QLD 4169
t (07) 3363 2400
f (07) 3363 2444

ADELAIDE
The Britex Group
SA State Office
t 1300 764 744
f 1300 784 306

britex.com.au | info@britex.com.au | A.B.N 83 004 309 737

MULTI VANITY INSET HAND BASIN

PRODUCT CODE

HBMV (Basin only)

HOW TO SPECIFY: Multi Vanity Inset Multi Basin

Sample Specification Code

A B C D
HBMV - 1800 - 3 - TW-9201

= Multi Vanity Inset Multi Basin, 1800mm Long with 3 Bowls and Deluxe Timed Flow Pillar Taps

Specification Key

A = Product Code

B = Basin Length (mm)

C = No. of Bowls

D = Tapware - if required
 (see below for suggested tapware options)

Standard Basin Sizes:

1200mm - 2 bowls	2400mm - 4 bowls	3600mm - 6 bowls
1800mm - 3 bowls	3000mm - 5 bowls	4200mm - 7 bowls

Suggested Tapware Options:

(see Tapware Section: 11 for complete range of options)



TW-9201
Deluxe Timed Flow Pillar Tap



TW-9101
Eco Timed Flow Pillar Tap



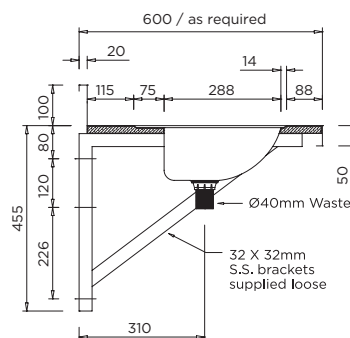
TW-9110
Euro Basin Mounted Sensor Tap



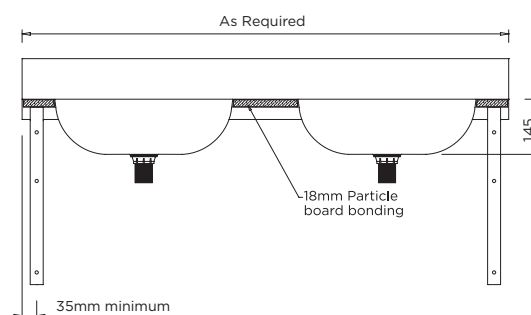
TW-9103
Timed Flow Lever Pillar Tap



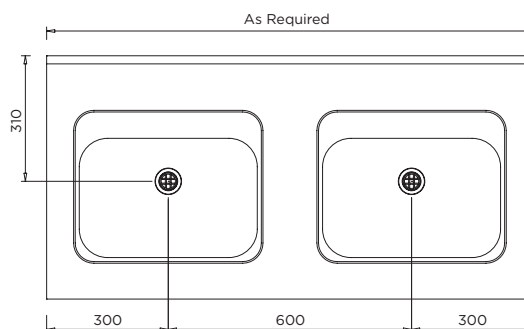
TW-MIX-01
Basin Mounted Flick Mixer



MODEL HBMV Side Elevation



MODEL HBMV Rear Elevation



MODEL HBMV Plan

When specifying this product please include:

- Product **Name** and **Code**
- Product **Dimensions**
- **No. of bowls**
- **Tapware** details (if required)

specifying guide

options

- Alternative bowl styles - Consult Britex
- Fascia & Upstand styles
- Support Legs
- Made to suit joinery
- Extended splashback (up to 300mm)
- Splashback to side(s)

VISIT BRITEX.COM.AU TO DOWNLOAD BIM FILES, CAD DRAWINGS AND THE MOST CURRENT PRODUCT LITERATURE.

Last Revised June 2017