

COMPACT WALL MOUNTED DRINKING FOUNTAIN

8.01

FOUNTAINS

#DWHC / COMPACT WALL MOUNTED DRINKING FOUNTAIN



features and benefits

- Economy model
- Supplied complete, ready to install
- Raised landing area around bubbler
- Heavy duty Drink Safe™ low lead bubbler
- 40mm waste outlet supplied
- Compact size
- Grade 304 satin stainless steel
- Suits schools and public amenities

about

The *BRITEX Stainless Steel Wall Mounted Drinking Fountain* is a practical fixture, suitable for a range of project applications. It is supplied complete with a heavy duty push button Drink Safe™ low lead bubbler, waste outlet and incorporates a raised landing area around the bubbler to help minimise any potential water run off. Manufactured from commercial grade 304 stainless steel.

sample spec. text

BRITEX S.S. Wall Mounted Drinking Fountain - 323mm x 345mm with 75mm high rear upstand. Supplied complete with integral mounting holes and integral raised area incorporating push button Drink Safe™ low lead bubbler - Product Code DWHC

*RED TEXT may denote a **variable** where one option only is to be selected, a **nominal dimension** that needs to be specified, or an **optional feature** that can be removed if not required. Please refer to the back of this page for additional specification details and options.

VISIT BRITEX.COM.AU TO DOWNLOAD BIM FILES, CAD DRAWINGS AND THE MOST CURRENT PRODUCT LITERATURE.



MELBOURNE
Britex Place, Mirra Crt
Bundoora VIC 3083
t (03) 9466 9000
f (03) 9466 9044

SYDNEY
16 Northumberland Drv
Taren Point NSW 2229
t (02) 9531 2100
f (02) 9531 2800

PERTH
Unit 1/8 Principal Link
Malaga WA 6090
t (08) 9249 5464
f (08) 9248 6893

BRISBANE
19 Manilla St
East Brisbane QLD 4169
t (07) 3363 2400
f (07) 3363 2444

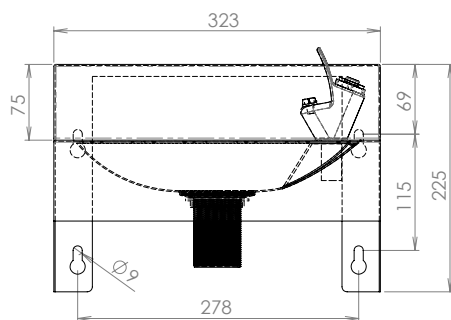
ADELAIDE
The Britex Group
SA State Office
t 1300 764 744
f 1300 784 306

britex.com.au | sales@britex.com.au | A.B.N 83 004 309 737

COMPACT WALL MOUNTED DRINKING FOUNTAIN

PRODUCT CODE

DWHC

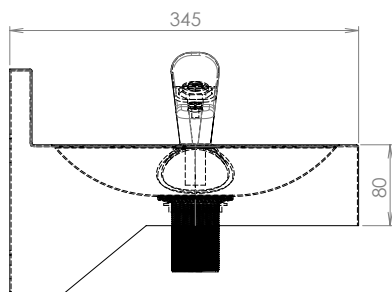


MODEL DWHC Front Elevation

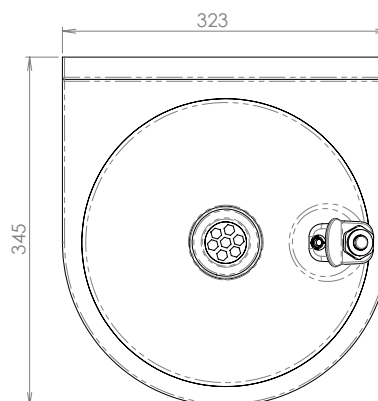
Suggested Bottle Filler Option:



TW-BF-HF
Fixed Spout Bottle Filler Hob
Mounted - Drink Safe™



MODEL DWHC Side Elevation



MODEL DWHC Plan

specifying
guide

*When specifying this
product please include:*

- Product **Name** and **Code**
- Product **Dimensions**
- Product **Features**

options

- Additional Drink Safe™
Bottle Filler -TW-BF-HF

VISIT BRITEX.COM.AU TO DOWNLOAD BIM FILES, CAD DRAWINGS AND THE MOST CURRENT PRODUCT LITERATURE.

Last Revised Oct 2022