



Scan QR code
to view online



features and benefits

- Hands-free hand washing
- Prevents cross-contamination
- Supplied pre-plumbed ready to install
- Adjustable flush volume on boot wash
- Heavy duty brushes for boot cleaning
- Easy to clean and maintain
- Grade 304 stainless steel
- High splashback to three sides of basin
- Ideal for abattoirs, quarantine areas, hatcheries and agricultural facilities

about

The *BRITEX Stainless Steel Boot Wash Station* is designed to avoid transfer of potentially harmful substances in Abattoirs, Quarantine Areas, Hatcheries and Agricultural Facilities. The basin spout is activated by the user leaning against the front push panel, eliminating the need for electronic / mains powered sensor tapware in areas where avoiding cross-contamination is paramount. Once the panel is engaged, water will flow for approximately 8 seconds. Alternatively, the user can keep water flowing by continuing to lean on the push panel. The water spray feature on the boot washing brush is activated by pushing the button on the right hand side of the push panel. On activation, the water volume is adjustable (flow time from 5 seconds to 5 minutes) by turning a grub screw on an integrated solenoid valve. Manufactured from durable 1.2mm grade 304 S.S. the Boot Wash Station also incorporates a hinged foot grate for easy cleaning and a high splashback on three sides of the basin.

sample spec. text

BRITEX Boot Wash Station - Grade 304 stainless steel. Supplied complete with knee activated basin, timed flow boot wash actuator, boot wash brushes and hinged foot grates - Product Code CBWS

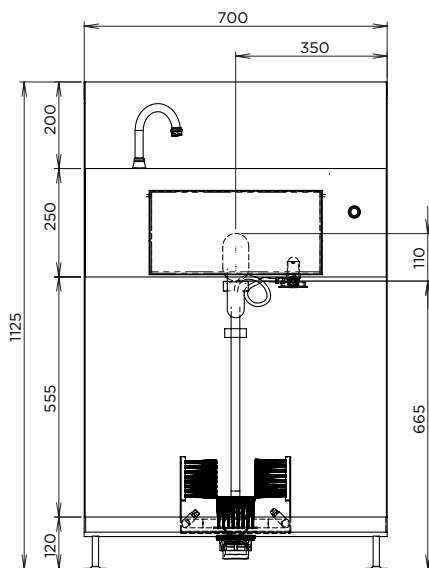
*RED TEXT may denote a **variable** where one option only is to be selected, a **nominal dimension** that needs to be specified, or an **optional feature** that can be removed if not required. Please refer to the back of this page for additional specification details and options.

VISIT BRITEX.COM.AU TO DOWNLOAD BIM FILES, CAD DRAWINGS AND THE MOST CURRENT PRODUCT LITERATURE.

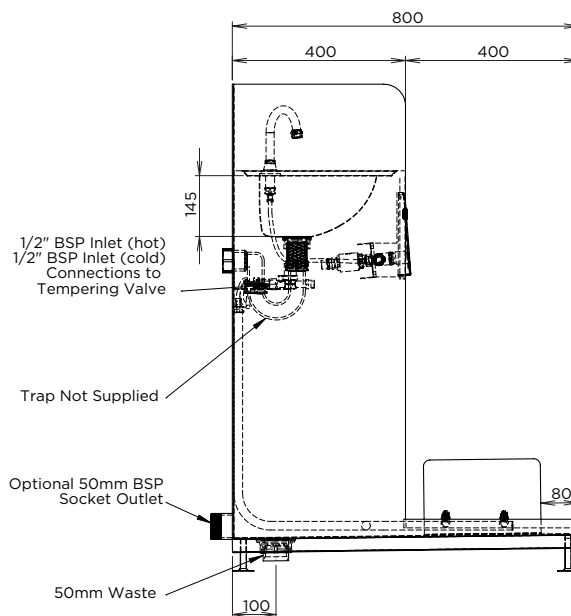
BOOT WASH STATION

PRODUCT CODE

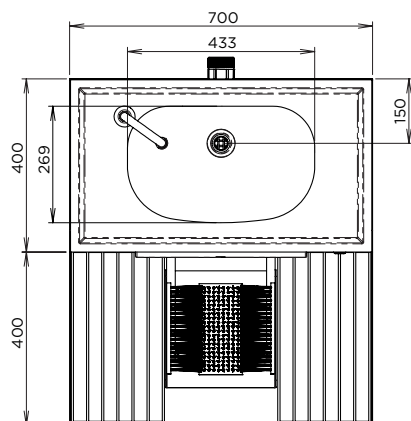
CBWS



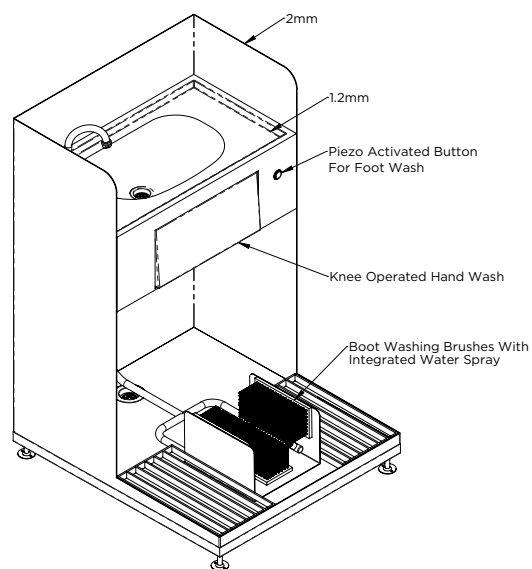
MODEL CBWS Front Elevation



MODEL CBWS Side Elevation



MODEL CBWS Plan



MODEL CBWS Isometric View

When specifying this product please include:

- Product **Name** and **Code**
- Product **Features**
- Product **Dimensions**

specifying
guide

VISIT BRITEX.COM.AU TO DOWNLOAD BIM FILES, CAD DRAWINGS AND THE MOST CURRENT PRODUCT LITERATURE.

Last Revised June 2017