



features and benefits

- Incorporates two extra large bowls
- Suits hospitality projects
- 50mm waste outlets
- Corrugated drainers
- Easy to clean and maintain
- 32mm tap hole - suits mixer taps
- Satin finish
- Commercial grade 304 S.S.
- Custom sizes available
- Optional tapware

about

The BRITEX Stainless Steel Cafe Sink incorporates two large 54 litre bowls and is ideally suited to commercial kitchens, canteens and hospitality projects. Fabricated using 1.2mm commercial grade 304 stainless steel, cafe sinks are supplied with a 32mm centre tap hole, 50mm strainer wastes, corrugated drainers and easy to use fixing clips for bench mounting. Radiused internal bowl corners ensure cleaning is easy. BRITEX mixer taps optional. Custom models available by request.

sample spec. text

BRITEX Stainless Steel Cafe Sink - 1840L x 470W O/A. Twin centre bowls to be 550L x 360W x 275D. Complete with 1 x 32mm tap hole, corrugated drainers and 50mm centre waste outlets - Product Code CAFÉ

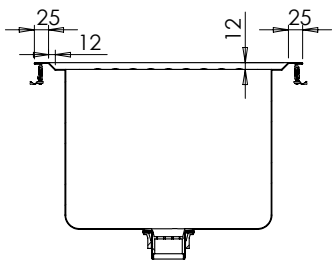
*RED TEXT may denote a **variable** where one option only is to be selected, a **nominal dimension** that needs to be specified, or an **optional feature** that can be removed if not required. Please refer to the back of this page for additional specification details and options.

VISIT BRITEX.COM.AU TO DOWNLOAD BIM FILES, CAD DRAWINGS AND THE MOST CURRENT PRODUCT LITERATURE.

CAFE SINK

PRODUCT CODE

CAFE



MODEL CAFE Side Elevation

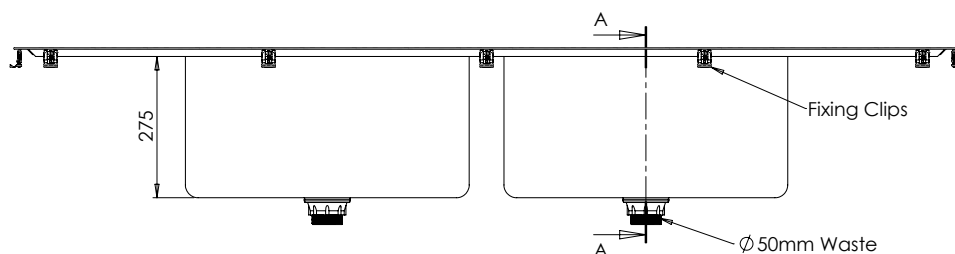
Suggested Tapware:



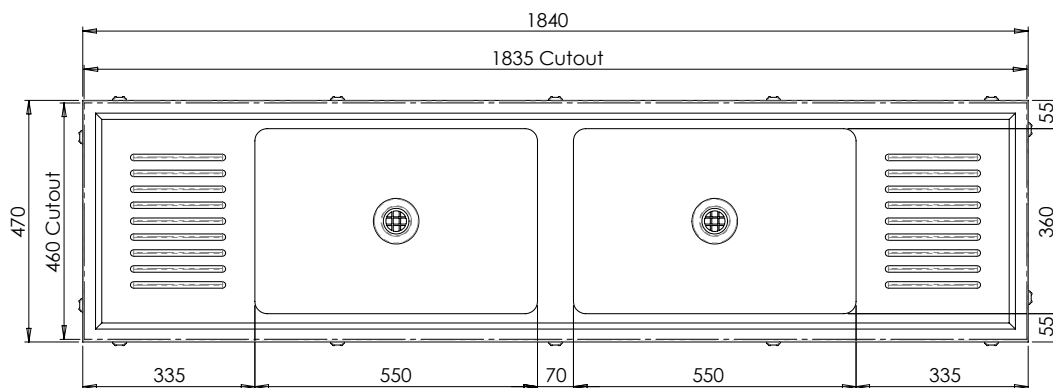
TW-PR-HM
Hob Mounted Dual
Mixer Unit



TW-PR-HMP
Hob Mounted Dual Mixer
Unit with Pot Filler



MODEL CAFE Front Elevation



MODEL CAFE Plan

When specifying this product please include:

- Product **Name** and **Code**
- Product **Dimensions**
- **Tapware** details (if required)

specifying
guide

options

- Tapware see Tapware Section: 11
- Custom dimensions

VISIT BRITEX.COM.AU TO DOWNLOAD BIM FILES, CAD DRAWINGS AND THE MOST CURRENT PRODUCT LITERATURE.

Last Revised May 2023